



Belti

Symbol:	BEL-40/80
Designer:	Karolina Łącka
Width:	400 mm
Height:	753 mm
Connection:	Bottom 370mm
Output:	275 W

BELTI is characterized by interesting, previously unseen ladder layout, associating with heat emission. Smoothly drawing aside sections give optical illusion, naturally creating spaces for towels' hanging and drying.

Accessories



Z13 valve set

Z14 valve set

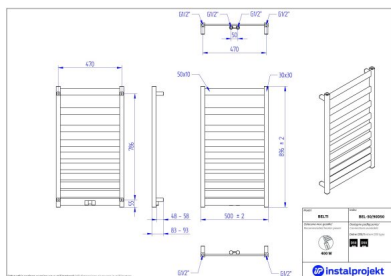
Z16 valve set

HS3 hanger

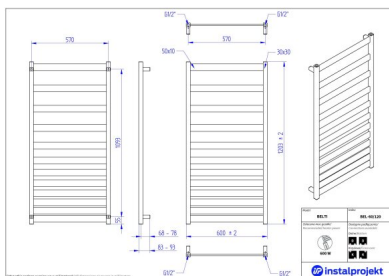
Hot2

Yuuki

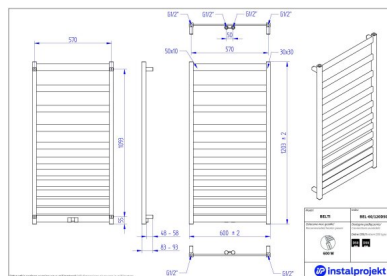
Possible options



bel_50_90d50_1.jpg



bel_60_120_1.jpg



bel_60_120d50_1.jpg