



Standard 3D

Symbol:	STD-30/70
Designer:	Roman Gawłowski
Width:	300 mm
Height:	686 mm
Connection:	Bottom 250mm
Output:	365 W

STANDARD 3D combines classic form with compact construction, fitting in the space of every single bathroom. It will work particularly well in small rooms due to small size with a big heating output at the same time.

Accessories



Z13 valve set



Z14 valve set



Z16 valve set



HH1 hanger



HS2 hanger



Coco




Hot2

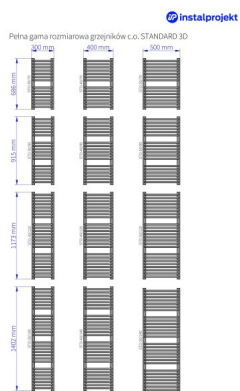


Yuuki

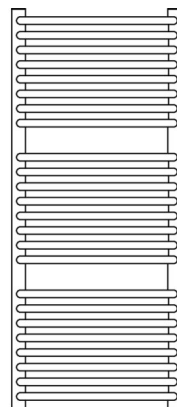
Possible options



Height 1402 mm



gama-standard-3d.jpg



Height 1173 mm