



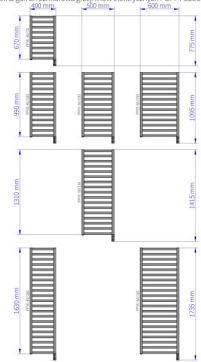
# Poppy El ectro

Symbol :	PPYE-40/100
Control type:	Programmer
Width:	400 mm
Height:	1095 mm
Output:	300

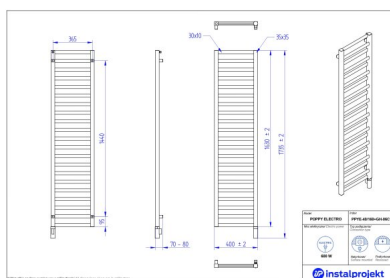
## Possible options

instalprojekt

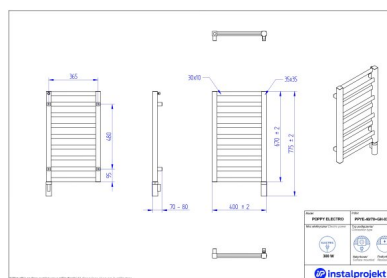
Pełna gama rozmiarowa grzejników elektrycznych POPPY ELECTRO\*



gama-poppy-el ectro.jpg



ppye-40\_160.jpg



ppye-40\_70.jpg