

Giulietta

Symbol:	GLT-50/90
Designer:	Instal-Projekt Team
Width:	500 mm
Height:	930 mm
Connection:	Bottom 50mm
Output:	408 W

GIULIETTA is featured by modern design: extinguishing vs. other radiators transversal profiles. Universal, asymmetric construction gives the chance to assemble the radiator with a collector on left or right side.

GIULIETTA radiator is a result of implementing an innovative production technology.

Accessories



Z13 valve set



Z14 valve set



Z15 valve set



Z16 valve set



Coco

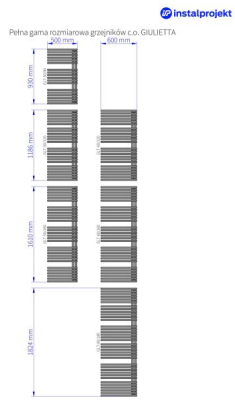


Hot2

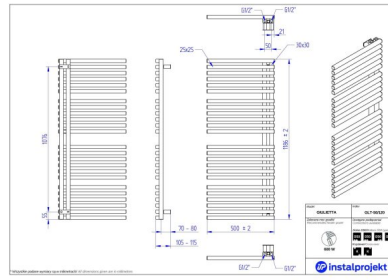


Yuuki

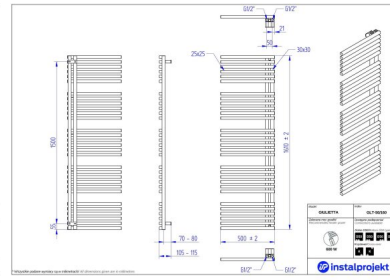
Possible options



gama-giuletta.jpg



glt_50_120_1.jpg



glt_50_160_1.jpg